


Jr Riders Journal Treat Recipes




Sandra's Pony Salad
Spike LOVES these treats!



- * 1/2 cup finely chopped apple
- * 1 cup of oats
- * 2-3 cups finely chopped carrot
- * 1/2 cup sugar cubes
- * 1/2 cup molasses



Mix all the ingredients in large bowl (don't feed your pony more than about a cup of the Pony Salad your pony could get a sweet tooth). It makes a great treat for your pony after a show!




Meghan's Morgan Munchie
My horse, Glen Chasley Legrand (Charlie) luvs it!!

- * 1.5 scoops horse oats
- * 1 cup sweet feed
- * 2 handfuls horse nibbles or horse nibbles powder (from crushed cookies)
- * 3 handfuls of grass
- * 2 handfuls of hay


1. Mix all ingredients in a bucket.
2. Pour hot water over just enough to wet everything down.
3. Let sit for 10 min.
4. Pour excess water out.
5. Mix with spoon.
6. Put in feed bucket, serve

He luvs it! and in the summer, substitute the hot water for cold water, to lessen the dust in their lungs.



Pamela Okerholm Sugar Cube Magic
This is a way to spruce up sugar cubes.

For Junebug's birthday I carved (lightly) Happy Birthday into 3 cubes with one letter per side. Then I filled the indents in with food coloring. It's really cool. I used those things you stick in the ends of hot corn on the cob to carve them and dipped the tip into food coloring to color the letters. It's not hard, but it's something to do when you're bored.



Copyright © Kristine Carroll 1994-2000

horse-country.com

Hand feeding can encourage nipping! Instead, put goodies in a feed pail for after schooling treats.